

Scaled data based on original data using
LM-79-08 Approved Method: Electrical and Photometric Measurements of Solid-
State Lighting Products

Test Report Prepared for
Cooper Lighting Solutions
(formerly Eaton)

Brand: INVUE

Report Number: P401272

Luminaire Tested: **ENT-SA1C-730-U-SL3**

Issue Date: 5/20/2020

Test Information

Test Method: LM-79-08
Report Number: P401272
TEST IS SCALED FROM IESNA LM-79-08 TEST DATA (G1-2004-754-3)
Test Lab: INNOVATION CENTER
Issue Date: 5/20/2020
Manufacturer: COOPER LIGHTING SOLUTIONS (FORMERLY EATON)
Product Line: INVUE
Catalog Number: ENT-SA1C-730-U-SL3
Description: ENTRI LED LUMINAIRE
(1) 70 CRI, 3000K, 615mA LIGHTSQUARE WITH 16 LEDS AND TYPE III SPILL
LIGHT ELIMINATOR OPTICS
Light Source: -
Ballast/Driver: ELECTRONIC DRIVER

Summary

Lumens per Lamp: N/A
Luminaire Lumens: 4030 lumens
Efficiency: N/A
Efficacy: 121.0 lumens/watt
Luminous Opening: Rectangular (W 0.5' x L: 0.5' x H: 0')
IES Classification: Type III - Medium - Non-Cutoff
BUG Rating: B1 - U0 - G1

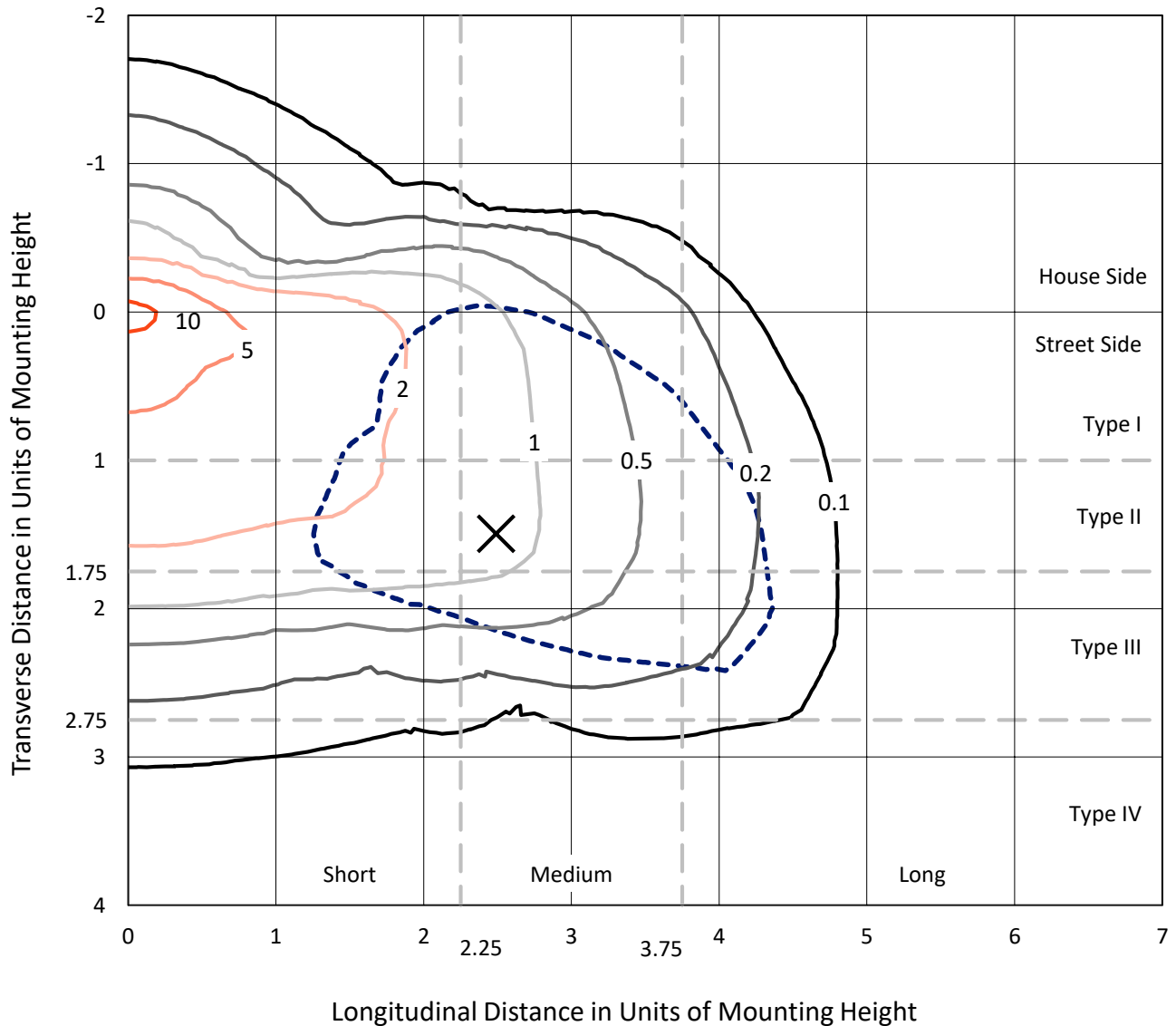
Input Watts (W): 33.3
Input Voltage (V): NR
Input Current (Ain): NR
Voltage Rise (V): NR
Power Factor: NR
Total Harmonic Distortion (THDi): NR
Frequency (hertz): 60
Stabilization Time: NR
Operation Time: NR
Ambient Temperature (°C): NR
Test Distance: 25 FT



REPORT NUMBER: P401272
 CATALOG NUMBER: ENT-SA1C-730-U-SL3

Iso-Footcandle Lines of Horizontal Illumination

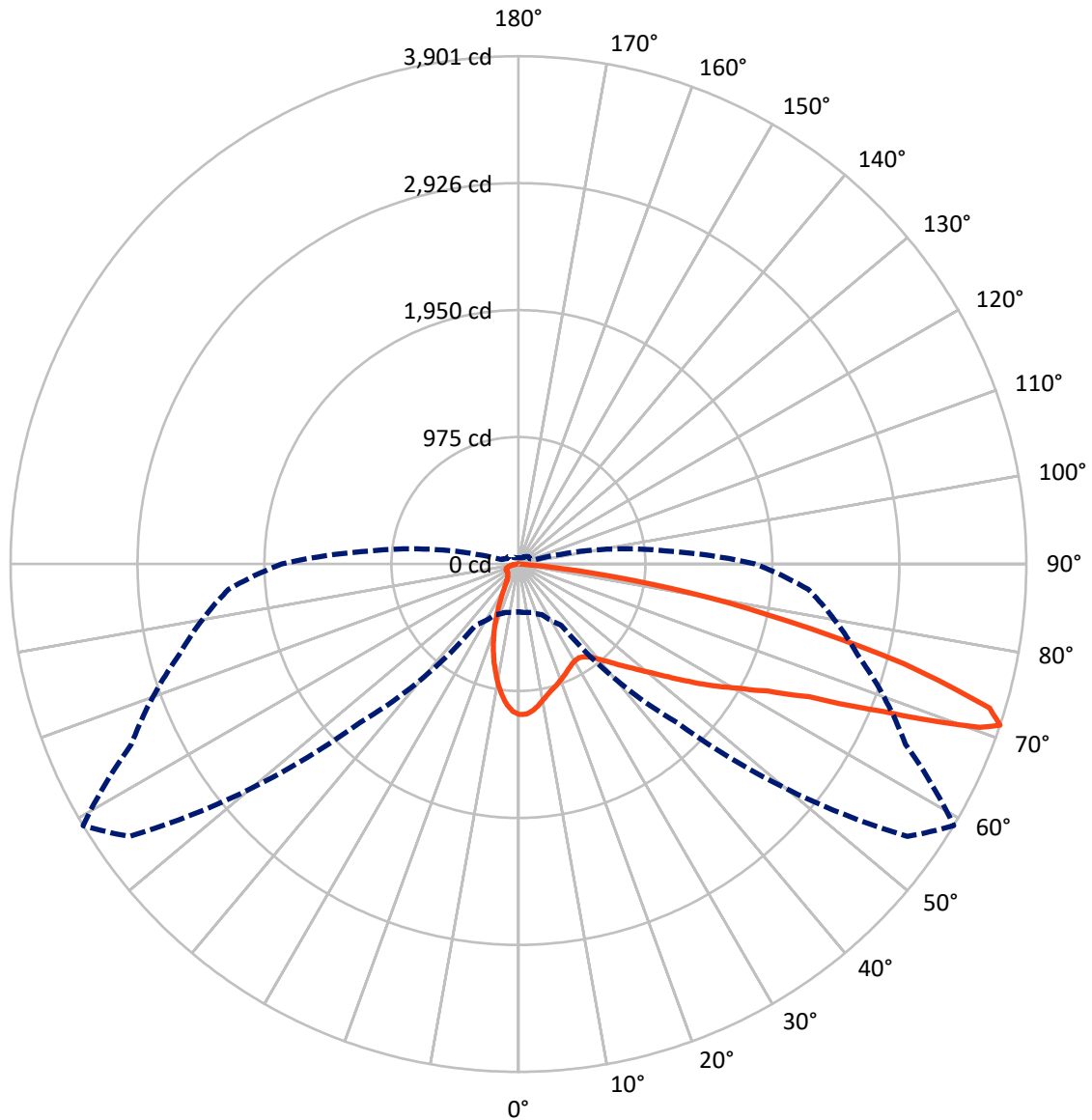
× Max cd
 - - - 1/2 Max cd



Based on 10 foot mounting height. Maximum calculated value = 11.6 fc
 Type III - Medium - Non-Cutoff

REPORT NUMBER: P401272
CATALOG NUMBER: ENT-SA1C-730-U-SL3

Luminous Intensity Polar Plot



— Vertical Plane Through 59-Deg Lateral - - - Horizontal Cone Through 71-Deg Vertical

REPORT NUMBER: P401272

CATALOG NUMBER: ENT-SA1C-730-U-SL3

FLUX DISTRIBUTION:

		Downward	Upward	Total
House Side	Lumens	684.0	0.0	684.0
	% Fixture	17.0	0.0	17.0
Street Side	Lumens	3346.0	0.0	3346.0
	% Fixture	83.0	0.0	83.0
Total	Lumens	4030.0	0.0	4030.0
	% Fixture	100.0	0.0	100.0

Coefficient of Utilization

ZONAL LUMENS:

Zone	Lumens	% Fixture
0°-10°	99.9	2.5
10°-20°	224.4	5.6
20°-30°	285.2	7.1
30°-40°	364.6	9.0
40°-50°	506.0	12.6
50°-60°	749.2	18.6
60°-70°	1012.7	25.1
70°-80°	718.1	17.8
80°-90°	69.8	1.7
90°-100°	0.0	0.0
100°-110°	0.0	0.0
110°-120°	0.0	0.0
120°-130°	0.0	0.0
130°-140°	0.0	0.0
140°-150°	0.0	0.0
150°-160°	0.0	0.0
160°-170°	0.0	0.0
170°-180°	0.0	0.0
0°-90°	4030.0	100.0
0°-180°	4030.0	100.0



REPORT NUMBER: P401272

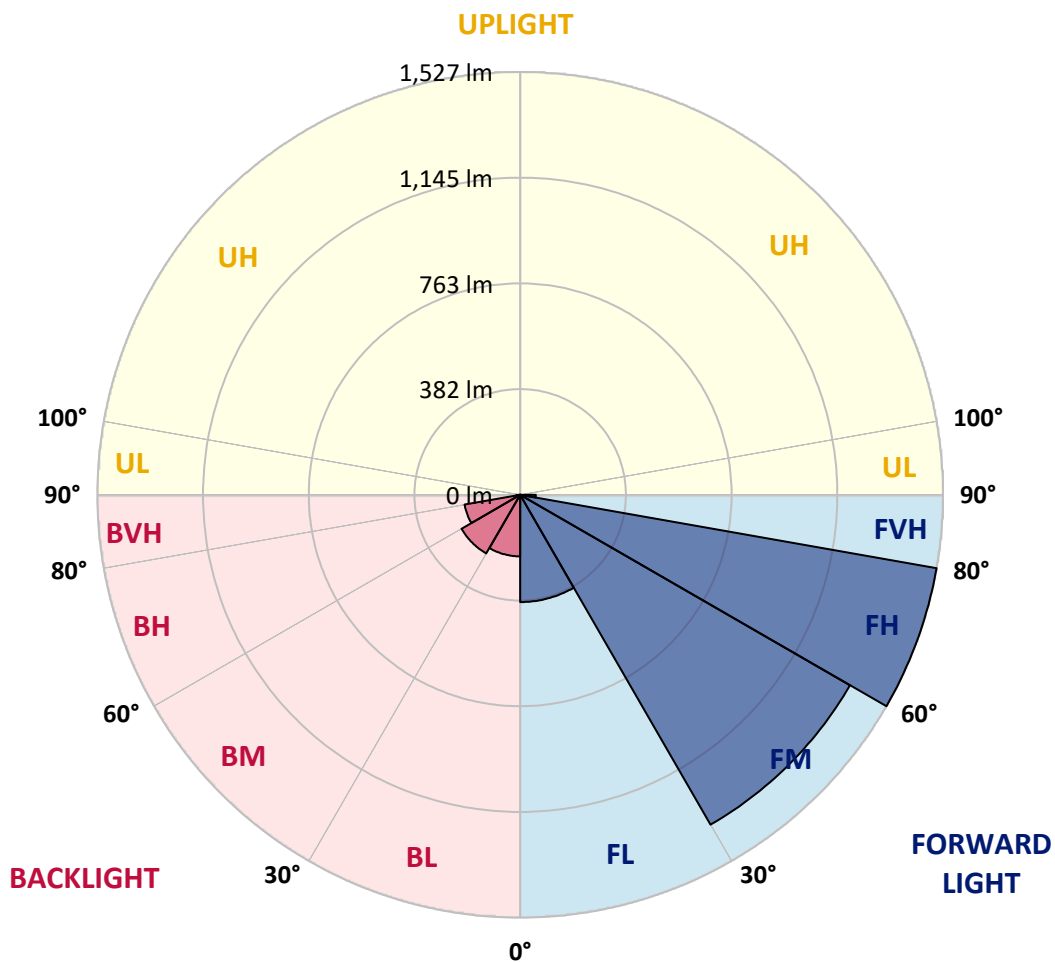
CATALOG NUMBER: ENT-SA1C-730-U-SL3

LUMINAIRE CLASSIFICATION SYSTEM LUMEN TABLE AND BUG RATING:

Zone		Lumens	% Fixture	Zone Rating/Lumen Limit		
				B	U	G
FL	(0°-30°)	387.3	9.6			
FM	(30°-60°)	1375.3	34.1			
FH	(60°-80°)	1526.9	37.9			G1/1800
FVH	(80°-90°)	56.5	1.4			G1/100
BL	(0°-30°)	222.2	5.5	B1/500		
BM	(30°-60°)	244.6	6.1	B1/1000		
BH	(60°-80°)	203.8	5.1	B1/500		G1/500
BVH	(80°-90°)	13.3	0.3			G1/100
UL	(90°-100°)	0.0	0.0		U0/0	
UH	(100°-180°)	0.0	0.0		U0/0	

BUG Rating: B1-U0-G1

Type III Medium





REPORT NUMBER: P401272

CATALOG NUMBER: ENT-SA1C-730-U-SL3

CANDELA DISTRIBUTION (FULL):

	0°	5°	15°	25°	35°	45°	55°	59°	65°	75°	85°
0°	1156.2	1156.2	1156.2	1156.2	1156.2	1156.2	1156.2	1156.2	1156.2	1156.2	1156.2
2.5°	1146.3	1150.4	1152.1	1155.0	1155.0	1156.2	1155.0	1154.4	1156.8	1154.4	1148.0
5°	1095.5	1097.2	1102.5	1108.3	1114.2	1126.4	1129.9	1132.3	1137.5	1138.7	1132.3
7.5°	1026.6	1033.0	1040.0	1047.6	1059.8	1076.8	1091.4	1097.2	1107.1	1113.0	1103.6
10°	968.2	971.7	975.2	988.6	1007.9	1031.2	1046.4	1057.5	1073.3	1080.9	1072.1
12.5°	909.8	912.7	919.7	937.8	957.7	985.7	1013.1	1021.9	1040.6	1055.8	1048.8
15°	864.8	864.8	870.1	889.9	910.9	948.3	980.4	993.9	1017.2	1038.8	1030.1
17.5°	825.1	826.9	830.4	843.2	872.4	911.5	952.4	969.3	998.5	1026.6	1014.9
20°	802.9	801.7	804.1	810.5	833.9	875.3	924.4	944.2	980.4	1019.0	1000.3
22.5°	795.3	794.2	792.4	791.8	807.0	842.0	894.6	919.1	964.1	1014.9	986.9
25°	801.2	801.2	795.9	786.0	793.0	816.9	867.7	894.0	946.0	1012.0	974.6
27.5°	816.9	816.9	809.3	796.5	793.6	804.1	844.4	872.4	930.8	1013.7	964.7
30°	838.5	838.0	830.4	819.3	810.5	807.0	833.3	859.0	920.3	1021.3	960.0
32.5°	863.1	861.9	858.4	850.8	840.3	825.1	834.4	857.2	918.0	1034.7	960.6
35°	892.3	890.5	892.3	888.2	878.2	861.9	856.1	874.2	929.6	1059.8	970.5
37.5°	918.0	916.8	925.5	927.9	925.5	903.9	896.3	908.0	957.1	1099.6	990.9
40°	939.6	940.7	956.5	973.4	976.9	958.2	953.0	962.9	1001.5	1148.0	1027.7
42.5°	963.5	967.0	990.4	1020.7	1032.4	1020.1	1023.1	1030.1	1057.5	1214.0	1080.9
45°	986.9	994.4	1026.6	1065.7	1095.5	1095.5	1105.4	1112.4	1129.9	1296.9	1158.5
47.5°	1027.7	1033.0	1068.0	1115.3	1160.9	1175.5	1202.9	1200.6	1214.0	1388.0	1249.6
50°	1080.9	1089.6	1125.2	1174.3	1232.1	1273.6	1305.1	1309.8	1315.0	1481.5	1357.7
52.5°	1154.4	1165.0	1194.2	1239.7	1308.0	1375.8	1442.3	1439.4	1432.4	1583.1	1481.5
55°	1228.6	1239.7	1267.1	1303.9	1384.5	1488.5	1597.1	1593.0	1560.9	1687.0	1595.9
57.5°	1303.9	1313.3	1341.9	1374.0	1469.2	1621.6	1760.6	1763.5	1697.5	1802.6	1709.2
60°	1335.5	1349.5	1420.1	1482.0	1601.2	1769.3	1927.6	1935.2	1839.4	1919.4	1834.1
62.5°	1193.0	1209.9	1326.7	1493.7	1782.2	2054.3	2144.8	2149.5	2010.5	2048.5	1970.8
65°	882.9	882.3	1003.2	1253.1	1746.0	2436.8	2532.0	2458.4	2223.1	2219.5	2151.2
67.5°	505.7	520.9	559.4	747.4	1330.2	2507.4	3221.0	3028.9	2599.7	2485.8	2391.8
70°	407.6	404.1	415.8	466.0	725.3	2061.9	3670.1	3757.6	3134.6	2703.0	2337.5
71°	367.3	372.6	384.2	429.8	572.3	1720.3	3647.9	3900.7	3280.6	2697.2	2234.1
72.5°	315.9	317.1	343.9	397.7	470.1	1213.4	3372.8	3782.8	3433.6	2620.7	2082.3
75°	214.9	217.8	259.9	320.0	429.2	576.3	2413.4	3059.8	3125.2	2449.0	1719.7
77.5°	123.2	125.5	155.9	234.2	365.5	406.4	1481.5	2114.4	2247.0	1790.9	922.0
80°	63.6	66.6	86.4	147.7	279.1	328.8	849.6	1329.6	1278.2	619.0	213.7
82.5°	16.9	19.3	25.1	53.1	134.9	214.3	376.6	550.1	393.0	128.5	77.7
85°	0.0	0.0	0.0	0.6	1.2	29.8	79.4	98.7	54.9	25.1	21.0
87.5°	0.0	0.0	0.0	0.0	0.6	1.2	1.2	1.2	1.2	1.8	2.3
90°	0.0	0.0	0.0	0.0	0.0	0.0	0.0	0.0	0.0	0.0	0.0



REPORT NUMBER: P401272

CATALOG NUMBER: ENT-SA1C-730-U-SL3

CANDELA DISTRIBUTION (continued):

	90°	95°	105°	115°	125°	135°	145°	155°	165°	175°	180°
0°	1156.2	1156.2	1156.2	1156.2	1156.2	1156.2	1156.2	1156.2	1156.2	1156.2	1156.2
2.5°	1146.9	1146.9	1143.4	1138.1	1132.3	1118.8	1121.2	1110.7	1111.8	1110.7	1110.7
5°	1127.0	1123.5	1114.7	1098.4	1080.3	1056.3	1052.8	1033.6	1022.5	1019.0	1023.1
7.5°	1099.6	1089.6	1067.4	1038.8	1004.4	973.4	944.8	919.1	899.8	891.7	888.2
10°	1063.4	1051.1	1014.9	964.7	917.4	868.9	823.9	794.7	756.2	744.5	741.0
12.5°	1033.6	1012.5	958.2	888.2	814.6	750.4	689.6	628.3	591.5	565.3	561.2
15°	1007.9	978.1	900.4	809.9	718.2	629.5	547.2	464.8	412.8	390.7	374.9
17.5°	985.1	946.6	842.6	725.3	612.0	494.6	394.2	315.3	282.6	265.7	266.3
20°	961.7	912.7	782.5	640.6	506.9	376.6	278.5	241.8	225.4	221.9	220.1
22.5°	939.6	874.2	718.8	557.1	399.4	276.8	224.2	206.1	202.0	202.0	202.0
25°	914.4	835.0	654.6	471.8	302.5	218.4	192.7	186.3	187.4	189.8	190.4
27.5°	894.0	801.2	590.9	373.1	234.7	185.7	172.3	171.1	175.8	181.0	181.0
30°	875.9	770.2	522.0	291.4	186.9	162.9	158.2	160.0	164.7	169.3	171.1
32.5°	863.6	742.2	460.1	226.6	159.4	147.2	146.0	148.3	153.0	155.3	157.1
35°	858.4	721.7	393.6	182.8	141.9	135.5	134.9	136.6	139.0	139.6	139.0
37.5°	864.2	707.7	325.3	154.7	130.8	127.3	126.7	126.7	126.7	127.3	126.7
40°	881.2	702.5	263.9	136.6	123.8	120.9	119.1	117.4	116.2	116.2	115.6
42.5°	916.8	710.7	212.0	126.1	118.5	115.0	111.5	109.2	107.4	106.9	106.9
45°	974.0	733.4	176.3	119.1	113.9	108.6	104.5	102.2	100.4	101.0	100.4
47.5°	1052.8	771.4	155.9	114.5	109.2	102.2	98.1	95.8	95.2	96.9	97.5
50°	1142.2	825.1	143.6	110.9	105.7	96.9	92.3	90.5	91.1	94.6	95.2
52.5°	1247.3	894.6	138.4	108.6	102.8	92.3	88.2	86.4	87.6	91.7	92.3
55°	1360.6	974.0	146.0	109.8	99.9	89.3	84.7	82.3	84.1	87.6	88.2
57.5°	1475.6	1072.1	171.7	110.4	96.3	87.0	81.2	77.7	78.8	81.8	82.3
60°	1591.8	1169.6	216.1	110.9	95.2	84.7	78.2	73.0	73.6	75.3	75.9
62.5°	1728.5	1293.4	274.5	113.3	96.3	82.9	73.0	67.2	67.2	68.3	68.3
65°	1935.8	1477.9	313.0	112.1	99.3	81.2	67.7	61.9	61.3	61.9	61.9
67.5°	2084.7	1502.5	218.4	105.7	101.0	81.8	64.8	57.2	56.1	55.5	55.5
70°	1927.0	1264.2	144.2	99.9	98.1	82.9	62.5	54.3	52.0	50.2	49.6
71°	1817.8	1139.3	133.7	97.5	95.8	81.8	61.3	52.6	50.2	49.1	48.5
72.5°	1656.0	1016.6	123.2	94.0	90.5	79.4	59.6	50.8	47.9	46.1	45.5
75°	1308.6	779.6	108.0	86.4	78.2	65.4	54.9	47.3	44.4	42.0	41.5
77.5°	591.5	310.1	82.9	74.7	63.6	52.0	47.9	43.8	40.3	38.5	38.0
80°	165.3	118.0	60.7	59.0	47.9	40.3	38.5	37.4	36.2	33.9	33.9
82.5°	76.5	68.9	43.2	41.5	32.7	28.6	30.4	30.9	30.9	28.6	28.0
85°	21.0	22.8	19.9	22.2	21.0	19.3	22.2	23.9	25.1	22.8	21.0
87.5°	1.8	4.1	5.3	8.8	10.5	11.1	14.0	16.9	17.5	14.0	14.6
90°	0.0	0.0	0.0	0.0	0.0	0.0	0.0	0.0	0.0	0.0	0.0

(END OF REPORT)